

A Step Above

A stepped tip dialysis catheter with a thin-walled, double "D" lumen design allowing increased flow.

ProGuide™

Effective Solutions

Count on the 14.5F ProGuide™ chronic dialysis catheter from Merit Medical

HIGH-TECH MATERIAL

The ProGuide catheter is made of Carbothane, a strong, radiopaque, kink resistant, biocompatible material for optimal patient comfort as well as ease of insertion and maintenance

MULTIPLE KIT AND INSERTION OPTIONS

Permits either a standard insertion using a valved peelaway sheath or over-the-wire insertion



15F FLOWGUARD™ VALVED PEELAWAY

SHEATH INTRODUCER - An easy to peel sheath with break-away hemostasis valve simplifies catheter insertion and reduces the risk of excess blood loss and air intake

GUIDE WIRE STYLET

Helps stiffen the catheter and enhances over-the-wire insertion through the venous lumen

MALLEABLE TUNNELER

A blunt-tip tunneler with sleeve facilitates subcutaneous tunneling and catheter insertion

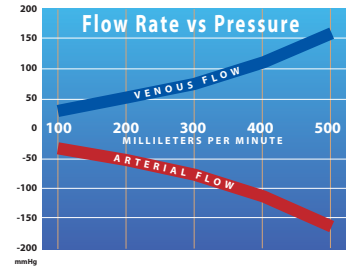
COLOR-CODED CLAMPS WITH PRIMING

VOLUME INDICATORS - Easy to use plastic pinch clamps facilitate catheter care and maintenance with easy-to-read printed priming volumes



HIGH-STRENGTH COLOR CODED FEMALE LUER

CONNECTIONS - Luer connections with large, ergonomically designed wings to optimize handling



Merit 14.5F X 23cm (tip to cuff) With Side Holes

LARGE INTERNAL LUMEN DESIGN

Thin-walled, double "D" lumen design allows maximum flow rates as high as 500ml/min, increasing dialysis efficiency at low pressures exceeding K-DOQI Guideline recommendations

MULTIPLE CATHETER LENGTH CONFIGURATIONS


Available in 19cm, 23cm, 27cm, 31cm, 35 cm, and 50cm (Tip to Cuff) lengths to facilitate placement and use in various insertion sites and patient types

MULTIPLE PACKAGING CONFIGURATIONS

Available as a stand-alone catheter, in a basic kit or a complete kit with or without the Merit MAK (Mini Access Kit)

CATHETER ONLY INCLUDES:

- 1 (EA) 14.5F PROGUIDE CHRONIC DIALYSIS CATHETER
- 1 (EA) PTFE GUIDE WIRE STYLET
- 2 (EA) INJECTION CAP



BASIC KIT INCLUDES:

- 1 (EA) 14.5F PROGUIDE CHRONIC DIALYSIS CATHETER
- 1 (EA) PTFE GUIDE WIRE STYLET
- 2 (EA) INJECTION CAP
- 1 (EA) 12F VESSEL DILATOR
- 1 (EA) 14F VESSEL DILATOR
- 1 (EA) TRI-BALL TUNNELER WITH SLEEVE

cal to deliver effective solutions for vascular access.



MARKED GUIDE WIRE

Facilitates guide wire insertion depth and appropriate catheter length selection



POLYESTER IMPLANTABLE CUFF

Provides a low-profile subcutaneous anchor to minimize the risk of dislodgement

ROTATING SUTURE WING

Allows flexibility to position the catheter and rotate the wing for secure external suturing



PRE-PRINTED BIFURCATED JUNCTION

The insert molded junction is compact and comfortable for the patient and clearly identifies catheter size and insertion length

CATHETER CONFIGURATION WITH AND WITHOUT SIDE HOLES

More options to help meet the needs of clinicians and patients

OPTIMALLY PLACED APPPOSITION DEFLECTION FEATURE

FEATURE - The unique apposition deflection feature ("the bump") is designed to minimize recirculation and optimize flow rates – even when positioned against the vessel wall

STAGGERED LUMEN EXIT PORTS WITH

Intake and output lumens spaced 3.1 cm apart minimize recirculation and optimize dialysis treatment

A LEGACY OF INNOVATION

Merit Medical has a broad offering of dialysis accessories to compliment the ProGuide Catheter, including: Introducer Needles, Mini Access Kits, Guide Wires, Safety Scalpels, Thrombolytic Infusion Catheters, Sheath Introducers, Syringes and a variety of safety and waste management products.



COMPLETE KIT INCLUDES:

- 1 (EA) 14.5F PROGUIDE CHRONIC DIALYSIS CATHETER
- 1 (EA) PTFE GUIDE WIRE STYLET
- 1 (EA) 15F VALVED PEELAWAY SHEATH AND DILATOR
- 1 (EA) 18 GA X 2.75" (7CM) INTRODUCER NEEDLE
- 1 (EA) #11 SAFETY SCALPEL
- 1 (EA) 0.038" X 70CM OR 100CM J-TIPPED MARKER GUIDE WIRE
- 2 (EA) ADHESIVE DRESSING
- 2 (EA) INJECTION CAP
- 1 (EA) 12F VESSEL DILATOR
- 1 (EA) 14F VESSEL DILATOR
- 1 (EA) TRI-BALL TUNNELER WITH SLEEVE

MAK KIT INCLUDES:

- 1 (EA) 5F (1.7mm) x 10cm Co-axial Introducer
- 1 (EA) 21Ga x 7cm Echo Enhanced Needle
- 1 (EA) 0.018" (0.46mm) x 40cm Nitinol Guide Wire with Platinum Tip

ORDERING INFORMATION

PROGUIDE™ CATHETER AND ACCESSORIES

CATALOG NUMBER	LENGTH TIP TO HUB (CM)	LENGTH TIP TO CUFF (CM)	SIDE HOLES
C A T H E T E R O N L Y			
63124		19	yes
63128	28	23	yes
63132	32	27	yes
63136	36	31	yes
63140	40	35	yes

64124	24	19	no
64128	28	23	no
64132	32	27	no
64136	36	31	no
64140	40	35	no

B A S I C K I T			
61124	24	19	yes
61128	28	23	yes
61132	32	27	yes
61136	36	31	yes
61140	40	35	yes
61100 *			yes

62124	24	19	no
62128	28	23	no
62132	32	27	no
62136	36	31	no
62140	40	35	no

PACKAGED 5 PER BOX

*** STARTER KIT INCLUDES:**

- 2 (EA) 24CM (TIP TO HUB) CATHETERS
- 2 (EA) 28CM (TIP TO HUB) CATHETERS
- 1 (EA) 32CM (TIP TO HUB) CATHETER

BASIC KIT INCLUDES:

- 1 (EA) 14.5F PROGUIDE CHRONIC DIALYSIS CATHETER
- 1 (EA) PTFE GUIDE WIRE STYLET
- 2 (EA) INJECTION CAP
- 1 (EA) 12F VESSEL DILATOR
- 1 (EA) 14F VESSEL DILATOR
- 1 (EA) TRI-BALL TUNNELER WITH SLEEVE

COMPLETE KIT INCLUDES:

- 1 (EA) 14.5F PROGUIDE CHRONIC DIALYSIS CATHETER
- 1 (EA) PTFE GUIDE WIRE STYLET
- 1 (EA) 15F VALVED PEELAWAY SHEATH AND DILATOR
- 1 (EA) 18 GA X 2.75" (7CM) INTRODUCER NEEDLE
- 1 (EA) #11 SAFETY SCALPEL
- 1 (EA) 0.038" X 70CM OR 100CM J-TIPPED MARKER GUIDE WIRE
- 2 (EA) ADHESIVE DRESSING
- 2 (EA) INJECTION CAP
- 1 (EA) 12F VESSEL DILATOR
- 1 (EA) 14F VESSEL DILATOR
- 1 (EA) TRI-BALL TUNNELER WITH SLEEVE

CATALOG NUMBER	LENGTH TIP TO HUB (CM)	LENGTH TIP TO CUFF (CM)	SIDE HOLES
C O M P L E T E K I T			
DC21452419	24	19	yes
DC21452823	28	23	yes
DC21453227	32	27	yes
DC21453631	36	31	yes
DC21454035	40	35	yes
DC21455550	55	50	yes
DC21450000 *		yes	

DC01452419	24	19	no
DC01452823	28	23	no
DC01453227	32	27	no
DC01453631	36	31	no
DC01454035	40	35	no
DC01455550	55	50	no
DC01450000 *		no	

C O M P L E T E K I T w i t h M A K			
DC21452419-NE5**	24	19	yes
DC21452823-NE5**	28	23	yes
DC21453227-NE5**	32	27	yes

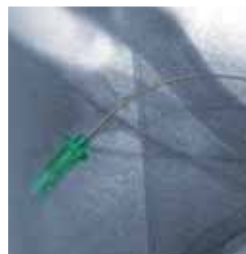
DC01452419-NE5**	24	19	no
DC01452823-NE5**	28	23	no
DC01453227-NE5**	32	27	no

PACKAGED 5 PER BOX

**** MAK KIT INCLUDES:**

- 1 (EA) 5F (1.7mm) x 10cm Co-axial Introducer
- 1 (EA) 21Ga x 7cm Echo Enhanced Needle
- 1 (EA) 0.018" (0.46mm) x 40cm Nitinol Guide Wire with Platinum Tip

OTHER DIALYSIS SOLUTIONS



MERIT ADVANCE™ ANGIOGRAPHIC NEEDLE

This coated, C-shaped, stainless steel needle can be used to aid clinicians who choose to place a tunneled dialysis catheter over-the-wire with a single stick.



OuTake™ TUNNELED CATHETER EXTRACTION DEVICE

The OuTake Catheter Extractor is a convenient, simple, and cost effective device used to remove tunneled double lumen hemodialysis catheters with an ingrown cuff.

